

Đánh giá đặc điểm nông sinh học và giá trị dược liệu của một số dòng mướp đắng rừng (*Momordica charantia* L. var. *abbreviata* Ser.) thu thập ở khu vực Nam Trung Bộ

TÓM TẮT

Cây mướp đắng (*Momordica charantia* L.) được trồng phổ biến và sử dụng làm rau, dược liệu nhằm chữa trị một số bệnh như tiểu đường, viêm gan, sỏi thận, ung thư, ... do chứa nhiều dược chất như glycosides, alkaloids, triterpenes, đặc biệt hàm lượng saponin cao. Mướp đắng rừng (*M. charantia* L. var. *abbreviata* Ser.) có hàm lượng dược chất và tính chống chịu cao hơn nhiều so với các giống thương mại. Tuy nhiên công tác thu thập, đánh giá các dòng/giống mướp đắng rừng còn nhiều hạn chế. Nghiên cứu nhằm đánh giá các đặc điểm nông sinh học và định lượng saponin của 12 dòng mướp đắng rừng thu thập ở khu vực Nam Trung Bộ. Kết quả nghiên cứu bước đầu cho thấy 12 dòng thu thập được có tỉ lệ nảy mầm thấp (10.34 - 44.19 %), thời gian nảy mầm không đồng đều (2 - 20 ngày), thời gian thu quả đợt đầu từ 37 đến 55 ngày sau trồng. Đặc điểm về lá, quả và hạt khác nhau giữa các dòng; kích thước lá (11.90 - 20.23 cm x 9.95 - 16.4 cm), phiến lá xẻ thùy sâu với 5 hoặc 7 thùy; kích thước quả (4.09 - 8.77 cm x 2.05 - 3.5 cm) và năng suất quả tươi (114.84 - 614.045 g quả tươi/cây); kích thước hạt (9.36 - 13.18 mm x 5.0 - 8.0 mm). Hàm lượng saponin tổng số từ 13.26 đến 18.98 mg/g quả khô. BD4 (614.04 g/cây) và QN2 (613.55 g/cây) có triển vọng trong hướng chọn giống về năng suất. Các dòng có hàm lượng saponin cao là BD3 (18.98 mg/g quả khô) và QN3 (16.77 mg/g quả khô) thích hợp với hướng chọn giống tăng hàm lượng saponin.

Từ khóa: Mướp đắng rừng (*Momordica charantia* L. var. *abbreviata* Ser.), Nam Trung Bộ, đặc điểm nông sinh học, giá trị dược liệu.

Evaluate the agro-biological traits and medicinal value of wild bitter gourd accessions (*Momordica charantia* L. var. *abbreviata* Ser.) collected from South Central region of Vietnam

ABSTRACT

Bitter gourd (*Momordica charantia* L.) was widely grown in Vietnam and many countries around the world. This plant species was used as a vegetable and medicinal herb to treat diabetes, hepatitis, kidney (stone), cancer, anti-oxidation... Bitter gourd fruit contains active pharmaceutical ingredients including glycosides, alkaloids, triterpenes, steroids, and especially high concentrations of saponins. Wild bitter gourd (*Momordica charantia* L. var. *abbreviata* Ser.) has higher medicinal properties and resistance than commercial varieties. However, collecting and evaluating wild bitter gourd varieties has been still limited. The study aimed to evaluate the agro-biological traits and quantify the saponin content of 12 wild bitter gourd accessions collected from the South Central region. The initial research results showed that collected 12 wild bitter gourd accessions have a low germination rate (10.34 - 44.19%), different germination time (2 - 20 days), and first fruit harvest time from 37 to 55 days after planting. The characteristics of leaves, fruits and seeds differ within studied wild bitter gourd accessions: leaf size (11.90 - 20.23 cm x 9.95 - 16.4 cm), petiole length (3.97 - 8.71 cm), deeply lobed leaf blades with 5 or 7 lobes; fruit size (4.09 - 8.77 cm x 2.05 - 3.5 cm) with fruit weight (4.41 - 30.09 g.fruit⁻¹) and fresh fruit yield (114.84 - 614.045 g fresh fruit.plant⁻¹); seed size (9.36 - 13.18 mm x 5.0 - 8.0 mm). Total saponin content ranges from 13.26 to 18.98 mg.g⁻¹ dry fruit. The BD4 and QN2 accessions with high yields (614.04 g.plant⁻¹ and 613.55 g.plant⁻¹ respectively) should be promising for breeding to enhance yield. The BD3 and QN3 with high total saponin content (18.98 mg.g⁻¹ dry fruit and 16.77 mg.g⁻¹ dry fruit respectively) should be suitable for breeding to increase saponin properties.

Keywords: Wild bitter gourd, *Momordica charantia* L. var. *abbreviata* Ser., South Central region, agro-biological traits, medicinal value.

1. INTRODUCTION

Bitter gourd (*Momordica charantia* L.) or bitter melon which belongs to Cucurbitaceae was widely grown in Vietnam and other countries in Asia, East Africa, Amazon, and the Caribbean countries.^{1,2} Besides using as a vegetable, bitter gourd is also used as herbal medicine to treat diabetes, kidney (stone), eczema, malaria, hepatitis, gout, laxatives, AIDS, cancer, ...^{3,4,6} Bitter gourd contains active pharmaceutical ingredients including glycosides, saponins, alkaloids, triterpenes, and steroids.^{4,5} The important pharmaceutical components that were isolated are saponin and monordicin.⁴ Saponin is a compound containing charantin, acts as an insulin that has a safe effect on lowering blood sugar. Momordicin is a mixture of charantin, protein, adenine, betanin, vitamins B, C... could kill bacteria and viruses, effectively inhibit cancer cells,^{4,6} prevent DNA damage caused by H₂O₂ as well as inhibit the activity of enzyme α -

amylase, anti-inflammatory,⁷ improve the antioxidant activity of enzymes,⁸ supporting the control of disorders blood lipids and oxidative stress in type 2 diabetic patients.⁹

The precedent research results showed that wild bitter gourd varieties (*Momordica charantia* L. var. *abbreviata* Ser.) have higher pharmacological activities than commercial varieties.^{10,11} In especially, these wild varieties have also better resistance to bacteria and cytotoxic activities,^{12,13} to fruit flies (*Bactrocera cucurbitae*) than cultivated bitter gourd varieties.¹¹ However, recent research has just focused on expanding wild bitter melon production due to market demand and their potential to increase income for producers. Collecting and studying on growth and agro-biological characteristics of wild bitter gourd varieties is still limited in Vietnam. In recent

research, Phan D.T.P. and colleagues collected and evaluated 9 wild bitter melon accessions/varieties in Binh Phuoc province, including the AB5 variety with high yield potential and the BT2 variety with high saponin content.¹⁴ Bui T.X. and colleagues also evaluated and analyzed the genetic diversity of 12 wild bitter melon varieties in many different regions.¹⁵ In the South-Central region, there are diverse natural conditions that promise an abundance of wild bitter melon accessions. Therefore, this

research aims to collect, evaluate, and initially create starting materials for breeding in the future.

2. METHODS

2.1. Materials

12 wild bitter gourd accessions were collected from the South Central region from April to September 2023 presented in Table 1.

Table 1. The list of collected wild bitter gourd accessions

No.	Accession Code	Collection location	Date
1	QN1	An My ward, Tam Ky city, Quang Nam province	23/7/2023
2	QN2	Dien Phuong commune, Dien Ban district, Quang Nam province	23/7/2023
3	QN3	Nui Thanh town, Nui Thanh district, Quang Nam province	27/7/2023
4	QNg1	Tinh Long commune, Quang Ngai city, Quang Ngai province	30/4/2023
5	QNg2	Nghia Ha commune, Tu Nghia district, Quang Ngai province	30/4/2023
6	QNg3	Binh Phuoc commune, Binh Son district, Quang Ngai province	29/4/2024
7	BD1	Tay Giang commune, Tay Son district, Binh Dinh province	01/9/2023
8	BD2	Cat Minh commune, Phu Cat district, Binh Dinh province	20/6/2023
9	BD3	My Chau commune, Phu My district, Binh Dinh province	23/5/2023
10	BD4	Nhon Phu ward, Quy Nhon city, Binh Dinh province	10/5/2023
11	PY1	An Nghiep commune, Tuy An district, Phu Yen province	20/6/2023
12	BT1	Thuan Hoa commune, Ham Thuan Bac district, Binh Thuan province	10/4/2023

2.2. Methods

2.2.1. Experimental design

The experiment was conducted from September 2023 to February 2024 in the net house at the Applied Research Garden for Agriculture and Environment, Quy Nhon University. Experimental conditions during the study period included average temperature (28.15 °C), relative humidity (80 %), average suns, hours per month (140 hours.month⁻¹), and average monthly rainfall (334 mm.month⁻¹).

The experiment was laid out as a completely randomized design with 12 plots of 5 m² (5x1m). Each plot planted 10 plants of a wild bitter gourd accession, two plants 50 cm apart and two rows 80 cm apart. The total experimental area is 60 m² (10m x 6m) not including protection path and isolation distances.

2.2.2. Cultivation process

Experimental procedure according to QCVN 01-153:2014/BNNPTNT¹⁶, the studied wild bitter gourd plants were grown in black nylon bags (20x40cm). The planting substrate includes 50 % treated coconut fiber, 20 % smoked rice husk, 20 % soil, and 10 %

River microbiological organic fertilizer (v:v). The nutrient solution is mixed from 10 g of GATIT NPK soluble fertilizer 17-6-17+TE (<https://www.gatvn.com/products/gatit-npk-17-6-17-te>) in 30 liters of water and watered by using a drip system. The amount of nutrient solution is adjusted to suit each stage of plant growth.

The seeds are washed, soaked in warm water for 2 hours, and incubated in a damp cloth until germination. Germinated seeds were then planted in a plastic tray containing Tribat clean soil, and watered for keeping moist. 13 days after sowing, the seedlings had 2 to 3 true leaves and were transplanted one plant in a black nylon bag.

2.3.3. Indicators and measurement

Agro-biological traits were evaluated according to QCVN 01-153:2014/BNNPTNT¹⁶ including growth stages; leaf length (cm), leaf width (cm), petiole length (cm), fruit length (cm), fruit diameter (cm), fruit weight (g), seed length (mm), seed width (mm), seed thickness (mm), seed mass (mg) were determined through 15 samples; number of fruits per plant (fruits) and fresh fruit yield (g.plant⁻¹) were measured for 30 days from the first fruit harvest date. Total saponin content was determined by using

spectrophotometry at 560 nm with UV-Vis 1800i equipment (Shimadzu, Japan).¹⁷ Dry matter content (%) was determined by weighing and drying at 55 °C for 36 hours.

The research data were analyzed by using MS. Excel 2010 and Statistix (ver. 8.0). The experimental results were statistically analyzed by one-way ANOVA analysis with LSD (least significant difference) test for multiple comparisons at a 5 % significance level.

3. RESULTS AND DISCUSSION

3.1. Growth stages and yield

The results of the growth stages are shown in Table 2. Research data indicated the collected wild bitter gourd accessions have a low germination rate from 10.34 % (QN1) to 44.19 %

(QN3) and the germination time is not consistent within accessions from 2 days (QN3 and PY1) to 20 days (QN2). Male flowering time is usually earlier than its female flowers and this indicator also differs greatly between studied accessions from 27 days after planting (DAP) in BT1 to 40 DAP (PY1). Female flowering time ranges from 20 DAP (BT1) to 41 DAP (QN2). In particular, some studied wild bitter gourd accessions have the appearance of male flowers before female flowers such as BT1 (7 days in advance), PY1 (2 days in advance), or male and female flowers appearing on the same day (BD1). The first fruit harvest time ranges from 37 DAP (BT1) to 55 DAP (QN2), corresponding after the appearance of female flowers from 9 days (BD1, QNg1) to 15 days (QNg3, BD4, and PY1).

Table 2. Growth stages and yield of studied wild bitter gourd accessions

Accession Code	Germination rate (%)	Germination time (day)	Male flowering time (DAP)	Female flowering time (DAP)	First harvest time (DAP)	Num. of fruit per plant (fruit)	Yield (g)
QN1	10.34	18	34	39	49	24.7 ^{de}	261.82 ^d
QN2	11.11	20	35	41	55	35.1 ^b	613.55 ^a
QN3	44.19	2	31	36	49	28.3 ^c	283.00 ^d
QNg1	11.11	13	38	45	54	39.7 ^a	457.74 ^c
QNg2	18.75	13	30	37	51	36.9 ^{ab}	453.87 ^c
QNg3	34.48	3	31	35	50	24.8 ^{de}	248.00 ^{de}
BD1	38.71	6	39	39	48	22.3 ^{ef}	532.97 ^b
BD2	12.50	16	31	36	48	38.6 ^a	582.86 ^a
BD3	13.04	13	24	34	47	38.2 ^{ab}	255.94 ^d
BD4	25.00	6	25	29	44	20.4 ^{fg}	614.04 ^a
PY1	44.00	2	40	38	53	17.8 ^g	206.48 ^e
BT1	37.78	12	27	20	37	26.1 ^{cd}	114.84 ^f
LSD _{0.05}	-	-	-	-	-	3.34	44.94
CV (%)	-	-	-	-	-	12.79	13.15

Note: Mean followed by the same letter is not significantly different within the columns according to an LSD test at the 0.05 significance level; CV - coefficient variance; LSD: least significant difference; DFP: the day after planting.

After 30 days of harvesting, the number of fruits per plant of wild bitter melon accessions ranges from 17 fruits.plant⁻¹ (PY1) to 39.1 fruits.plant⁻¹ (QNg1), the fresh yield ranges from 114.84 to 614.04 g.plant⁻¹. The accessions with high fresh fruit yield are BD4 (614.04 g.plant⁻¹), QN2 (613.55 g.plant⁻¹), BD2 (582.86 g.plant⁻¹), BD1 (532.97 g.plant⁻¹). The accessions with low fresh fruit yield are BT1 (114.84 g.plant⁻¹), and PY1 (206.48 g.plant⁻¹). The number of fruits per plant is lower, but the fresh fruit yield of the studied wild bitter melon accessions is equivalent

in comparison with the results of some varieties collected in Binh Phuoc during the same harvest time, such as BT4 (500 g.plant⁻¹) and HC2 (610 g.plant⁻¹).¹⁴

3.2. Leaf morphological traits

The leaf is an important organ of a plant that performs photosynthesis to create organic matter, thereby generating energy for all living activities. Leaf size shows the photosynthetic ability of a plant as well as its yield potential.¹⁸ The characteristics of leaf blade size, petiole length,

and leaf descriptions of **studied** wild bitter gourd accessions **are** shown in Table 3 and Figure 1.

Table 3. Leaf morphological traits of **studied** wild bitter gourd accessions

Accession Code	Leaf length (cm)	Leaf width (cm)	Petiole length (cm)	Leaf descriptions
QN1	12.63 ^{fg}	9.95 ^g	4.37 ^h	Small leaf blade size, light green, deeply lobed leaf blade with 5 lobes, heart-shaped at the base of leaf blade, and slightly pointed at the tip of a leaf lobe.
QN2	14.53 ^e	12.13 ^d	6.03 ^e	Medium leaf blade size, dark green, deeply lobed leaf blade with 7 lobes, heart-shaped at the base of leaf blade, and pointed at the tip of a leaf lobe.
QN3	17.47 ^b	15.30 ^b	4.73 ^g	Medium leaf blade size, light green, deeply lobed leaf blade with 5 lobes, heart-shaped at the base of leaf blade, and slightly pointed at the tip of a leaf lobe.
QNg1	14.87 ^e	10.97 ^{ef}	5.10 ^f	Small leaf blade size, light green, deeply lobed leaf blade with 5 lobes, heart-shaped at the base of leaf blade, and slightly pointed at the tip of a leaf lobe.
QNg2	15.97 ^d	14.17 ^c	4.45 ^{gh}	Medium leaf blade size, medium green, deeply lobed leaf blade with 7 lobes, heart-shaped at the base of leaf blade, and pointed at the tip of a leaf lobe.
QNg3	13.40 ^f	11.53 ^{de}	5.19 ^f	Medium leaf blade size, medium green, deeply lobed leaf blade with 7 lobes, heart-shaped at the base of leaf blade, and pointed at the tip of a leaf lobe.
BD1	17.23 ^b	14.03 ^c	8.02 ^b	Large leaf blade size, medium green, deeply lobed leaf blade with 7 lobes, heart-shaped at the base of leaf blade, and pointed at the tip of a leaf lobe.
BD2	17.19 ^{bc}	11.98 ^d	6.98 ^c	Small leaf blade size, light green, deeply lobed leaf blade with 7 lobes, heart-shaped at the base of leaf blade, and pointed at the tip of a leaf lobe.
BD3	12.70 ^{fg}	10.97 ^{ef}	6.48 ^d	Small leaf blade size, dark green, deeply lobed leaf blade with 5 lobes, heart-shaped at the base of leaf blade, and slightly obtuse at the tip of a leaf lobe.
BD4	20.23 ^a	16.40 ^a	8.71 ^a	Large leaf blade size, light green, deeply lobed leaf blade with 7 lobes, heart-shaped at the base of leaf blade, and pointed at the tip of a leaf lobe.
PY1	16.30 ^{cd}	13.53 ^c	8.11 ^b	Medium leaf blade size, light green, deeply lobed leaf blade with 5 lobes, heart-shaped at the base of leaf blade, and slightly pointed at the tip of a leaf lobe.
BT1	11.90 ^g	10.40 ^{fg}	3.97 ⁱ	Small leaf blade size, light green, deeply lobed leaf blade with 5 lobes, heart-shaped at the base of leaf blade, and slightly pointed at the tip of a leaf lobe.
<i>LSD_{0.05}</i>	0.92	0.81	0.35	-
<i>CV (%)</i>	8.31	8.90	8.11	-

The data in Table 3 **shows** that the **studied** wild bitter gourd accessions **have** leaf lengths ranging from 11.90 cm to 20.23 cm and leaf blade widths ranging from 9.95 cm to 16.4 cm. The accessions with small leaf sizes are BT1 (11.9 x 10.4 cm), QN1 (12.63 x 9.95 cm), and BD3 (12.7 x 10.97 cm). The accessions with large leaf sizes **are** BD4 (20.23 x 16.4 cm), QN3 (17.47 x 15.3 cm), and BD1 (17.23 x 14.03 cm). The petiole

length ranged from 3.97 cm (BT1) to 8.71 cm (BD4). The leaf size of the **studied** wild bitter gourd accessions **is** equivalent to the research result of Bui Thi Xuan **et al.** (12.1 - 24.2 cm x 9.1 - 16.7cm).¹⁵

The leaf blades of all **studied** wild bitter gourd accessions **are** heart-shaped at the leaf bases. The tip of a leaf lobe **is** slightly pointed, pointed, or slightly obtuse. The leaf blades **are**

deeply lobed with 5 or 7 lobes. The accessions that have the leaf blade with 5 deep lobes include QN1, QN3, QNg1, BD3, PY1, and BT1. The accessions that own leaf blades with 7 deep lobes include QN2, QNg2, QNg3, BD1, BD2, and BD4 (Figure 1). The leaf morphological characteristics of the studied wild bitter gourd accessions are similar to the result investigated by Bui Thi Xuan and colleagues.¹⁵




Figure 1. Leaf morphology of the studied wild bitter gourd accessions

3.3. Fruit morphological traits

The traits of fruit including fruit length, fruit diameter, cross-section shape, color of skin, and wart size are used to classify group varieties in breeding testing.¹⁶ The fruit traits of studied wild bitter gourd accessions are shown in Table 4 and Figure 2.

Data in Table 4 shows that the fruit length ranges from 4.09 cm to 8.77 cm, the fruit diameter ranges from 2.05 cm to 3.5 cm, and the fruit weight ranges from 4.41 g.fruit⁻¹ to 30.09 g.fruit⁻¹. The wild bitter gourd accessions with large fruit sizes are BD4 (8.77 x 3.53cm, 30.09 g.fruit⁻¹), and BD1 (7.19 x 3.24 cm, 23.87 g.fruit⁻¹). The accessions with small fruit sizes are BT1 (4.09 x 2.05 cm, 4.41 g.fruit⁻¹), and BD3 (4.15 x 2.99 cm, 6.74 g.fruit⁻¹). The fruit size of the studied wild bitter gourd accessions is smaller

than the fruit size of the wild bitter melon accessions studied by Bui Thi Xuan and colleagues (5.5 - 14.9 cm x 2.9 - 6.7 cm)¹⁵ but it is larger than the wild bitter melon varieties studied by Phan Dang Thai Phuong and colleagues (2.79 - 4.38 cm x 1.54 - 1.82 cm).¹⁴ This difference may be due to differences in genotype between accessions/varieties collected, as well as different time and experimental conditions of the studies.




Figure 2. Shape and cross-section of the fruit of studied wild bitter gourd accessions

The fruit's longitudinal shape, color of skin, and wart size of the studied wild bitter gourd accessions are varied. The longitudinal shapes of fruit include rhomb (QN1, BD2, and PY1), oval (QN2, QNg3, BD1, BD4, and BT1) and ovoid (QN3, QNg1, QNg2, and BD3). The color of skin include dark green (QNg2 and BD4), medium green (QN1, BD1, BD2 and BD3) and light green (QN2, QN3, QNg1, QNg3, PY1, and BT1). The fruit surfaces of studied wild bitter gourd accessions are different in wart sizes, the shape of top wart, and ridges. The accessions with acute warts (QN1, QN3, QNg1, BD2, BD3, BT1). The accessions with obtuse warts (QN2, QNg2, QNg3, BD1, BD4, PY1). The accessions with ridges include QNg3, BD1, and BD4.

Table 4. Fruit morphological traits of studied wild bitter gourd accessions

Accession Code	Fruit length (cm)	Fruit diameter (cm)	Fruit mass (g)	Fruit descriptions
QN1	5.32 ^{de}	2.97 ^{cd}	10.62 ^e	Fruit with rhombic shape, acute at base and apex, medium green, surface with medium-large acute warts and many small acute warts.

QN2	6.55 ^c	3.07 ^{bc}	17.48 ^c	Fruit with oval shape, acute at base and apex, white green, surface with many medium acute warts.
QN3	4.88 ^e	2.93 ^{cde}	10.05 ^{ef}	Fruit with avoid shape, acute at base and apex, white green, surface with few large acute warts and many small obtuse warts.
QNg1	5.53 ^d	3.03 ^{bc}	11.53 ^e	Fruit with avoid shape, obtuse at base and acute at apex, white green, surface with few large acute warts and many small acute warts.
QNg2	5.35 ^{de}	3.15 ^{bc}	12.32 ^{de}	Fruit with avoid shape, acute at base and apex, dark green, surface with few large acute warts and many small obtuse warts.
QNg3	4.88 ^e	3.14 ^{bc}	10.05 ^{ef}	Fruit with oblong oval shape, acute at base and apex, white green, surface with many small obtuse warts and long ridges.
BD1	7.19 ^b	3.24 ^{7b}	23.87 ^b	Fruit with oval shape, acute at base and apex, medium green, surface with many small obtuse warts and few short ridges.
BD2	5.57 ^d	3.50 ^a	15.09 ^{cd}	Fruit with rhombic shape, acute at base and apex, medium green, surface with medium-large acute warts and medium-small acute warts.
BD3	4.15 ^f	2.99 ^{ed}	6.74 ^{fg}	Fruit with avoid shape, acute at base and apex, medium green, surface with medium-large acute warts and many small acute warts.
BD4	8.77 ^a	3.53 ^a	30.09 ^a	Fruit with oblong oval shape, acute at base and apex, dark green, surface with many small obtuse warts and long ridges.
PY1	5.33 ^{de}	2.73 ^e	11.65 ^e	Fruit with rhombic shape, acute at base and apex, white green, surface with many small rounded warts and few obtuse warts.
BT1	4.09 ^f	2.05 ^f	4.41 ^g	Fruit with oval shape, acute at base and apex, white green, surface with few large acute warts and many small obtuse warts.
<i>LSD_{0,05}</i>	5.82	2.33	3.33	
<i>CV (%)</i>	13.96	10.74	32.21	

3.4. Seed morphological traits

The seed size of **studied** wild bitter gourd accessions also **has** significant differences as shown in Table 4 and Figure 3. In detail, seed length ranges from 9.36 mm (BT1) to 13.18 mm (BD2), seed width ranges from 5.0 mm (QNg2) to 8.0 mm (BD4), grain thickness **ranges** from 2.61 mm (BD5) to 3.97 mm (BD2), grain weight

ranges from 71.64 mg.seed⁻¹ (BT1) to 180.64 mg.seed⁻¹ (BD4). The accessions with small seeds include BT1, QN1, QN3, QNg1, and QNg2. The accession with large seeds include QN2, QNg3, BD1, BD2, BD3, BD4, and PY1. The seed size of the **studied** accessions **is** similar to the research result of Bui Thi Xuan **and colleagues** (9.1 - 15.6 mm x 5.0 - 9.4 mm x 3.0 - 4.8 mm).¹⁵

Table 5. Seed morphological traits of the **studied** wild bitter gourd accessions

Accession Code	Seed length (mm)	Seed width (mm)	Seed thickness (mm)	Seed mass (mg)	Seed descriptions
QN1	11.68 ^{cd}	6.32 ^e	3.21 ^{cd}	99.91 ^f	Oval shape, dark gray, smooth surface with or without black spots in the middle, and small edges.

QN2	12.09 ^{bc}	7.45 ^b	3.79 ^{ab}	140.36 ^{cd}	Oval shape, light brown, lumpy surface with stripes, and indentation in middle, and small edges.
QN3	11.50 ^d	6.09 ^e	3.40 ^c	101.09 ^f	Oval shape, light gray, smooth surface with or without black spots, and very small edges.
QNg1	12.36 ^b	6.73 ^d	2.95 ^e	134.09 ^{de}	Oval shape, dark gray, smooth surface with unclear stripes, and small edges.
QNg2	10.55 ^e	5.00 ^f	3.03 ^{de}	81.73 ^g	Long oval shape, light brown, light mumpy surface with clear stripes, and very small edges.
QNg3	12.09 ^{bc}	7.09 ^{bcd}	3.84 ^{ab}	149.73 ^{bc}	Oval shape, dark brown, lumpy surface with clear stripes, and small edges.
BD1	12.09 ^{bc}	7.86 ^a	3.94 ^{ab}	154.36 ^b	Oval shape, dark brown, smooth surface with unclear stripes, and small edges.
BD2	13.18 ^a	7.86 ^a	3.97 ^a	175.09 ^a	Oval shape, light brown, lumpy surface with clear stripes and indentation in middle, and small edges.
BD3	12.23 ^b	7.00 ^{cd}	3.73 ^b	155.36 ^b	Oval shape, light brown, smooth surface with few stripes, and small edges.
BD4	13.00 ^a	8.00 ^a	3.82 ^{ab}	180.64 ^a	Oval shape, dark brown, lumpy surface with clear stripes and dark brown indentation in middle, and small edges.
PY1	11.27 ^d	7.27 ^{bc}	3.09 ^{de}	124.18 ^e	Oval shape, light brown, lumpy surface with clear stripes and dark brown indentation in the middle, and small edges.
BT1	9.36 ^f	5.23 ^f	2.61 ^f	71.64 ^g	Oval shape, light gray, smooth surface with or without dark gray spots, and very small edges.
<i>LSD_{0.05}</i>	0.51	0.38	0.24	13.29	
<i>CV(%)</i>	5.15	6.66	8.36	12.05	

The seed surface and color of testa also varied between **studied** accessions. The accessions with gray testa include QN1, QN3, QNg1 and BT1. The accessions with brown testa include QN1, QNg2, QNg3, BD1, BD2, BD3, BD4, and PY1. The seed surface with clear stripes **is** shown QN2, QNg2, QNg3, BD2, BD4, and PY1 accessions.

3.5. Saponin and fruit dry matter content

Saponin **is** the most important medicinal ingredient in fruit bitter gourd and **has** an effect for lowering blood sugar,⁹ killing bacteria and viruses, effectively inhibiting cancer cells,^{4,6} limiting DNA damage caused by H₂O₂, anti-inflammatory,⁷ anti-oxidant.⁸ Quantifying saponin content **serves** to evaluate the medicinal

value of studied bitter gourd accessions, the research results **are** shown in Figure 4.

Total saponin content in dried fruit of **studied** wild bitter melon accessions was relatively uniform between accessions from 13.26 to 18.98 mg.g⁻¹ dry fruit. However, the two accessions with high total saponin content **are** BD3 (18.98 mg.g⁻¹ dry fruit) and QN3 (16.77 mg.g⁻¹ dry fruit).

The fruit dry matter content ranged from **8.44 %** to 12.97 %. The accessions with high fruit dry matter content include BD2 (**12.97 %**) and BD3 (**12.49 %**). The accessions with low fruit dry matter content include BD1 (8.44 %), BT1 (**9.28 %**), and QN1 (9.37 %).



Figure 3. Seed of **studied** wild bitter gourd accessions

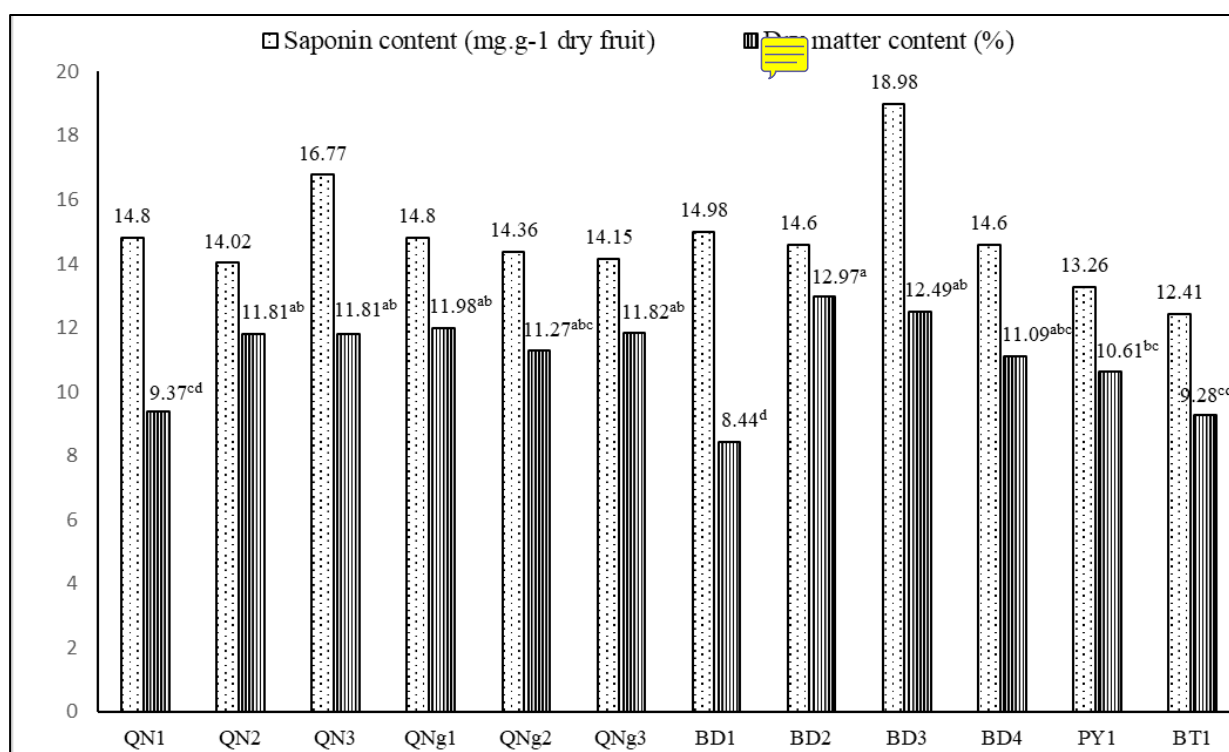


Figure 4. Total saponin content and **studied** dry matter content of **studied** wild bitter gourd accessions

4. CONCLUSION




The collected 12 wild bitter gourd accessions **have** a low germination rate (from **10.34 % to 44.19 %**), **uneven** germination time (from 2 to 20 days), and varied first harvest time (from 37 to 55 days after planting). The traits of leaf, fruit, and seed differ between **studied** wild bitter gourd accessions. In detail, leaf blade size **ranges** from 11.90 - 20.23 cm x 9.95 - 16.4 cm, petiole length **ranges** from 3.97 cm to 8.71 cm, deeply lobed leaf blades with 5 or 7 lobes; Fruit size **ranges** from 4.09 - 8.77 cm x 2.05 - 3.5cm with fruit weight from 4.41 to 30.09 g.fruit⁻¹ and fresh fruit yield from 114.84 to 614.045 g.plant⁻¹; seed size **ranges** from 9.36 - 13.18 mm x 5.0 - 8.0 mm. Total saponin content **ranges** from 13.26 to

18.98 mg.g⁻¹ dry fruit. The dry matter content in the fruit **ranges** from 8.44 to 12.97%.

The **studied** wild bitter gourd accessions with high yields are BD4 (614.04 g.plant⁻¹) and QN2 (613.55 g.plant⁻¹) which should be following breeding selection for yield. The accessions with high saponin content **are** BD3 (18.98 mg.g⁻¹ dry fruit) and QN3 (16.77 mg.g⁻¹ dry fruit) should be suitable for breeding to enhance total saponin content.

REFERENCES

1. Ahmad N., Hasan N., Ahmad Z., Zishan M., Zohrameena S. *Momordica charantia*: for traditional uses and pharmacological actions.

- Journal of Drug Delivery & Therapeutics*, **2016**, 6 (2), 40-44.
- Reyes R.M. *Current status of bitter gourd production and marketing in Asia and market potential of bitter gourd as a functional vegetable*, International Bitter Gourd Conference, Hyderabad, India, 2014.
 - Arafat S.Y., Nayeem M., Jahan S., Karim Z., Reza H.M., Hossain M.H., Shohel M., Alam M.A.. Ellagic acid-rich *Momordica charantia* fruit pulp supplementation prevented oxidative stress, fibrosis and inflammation in the liver of alloxan-induced diabetic rats. *Orient. Pharm. Exp. Med.*, **2016**, 16 (4), 267-278.
 -  Grover, S. P. Yadav. Pharmacological action and potential uses of *Momordica charantia*: a review, *J Ethnopharmacol*, **2004**, 93, 123-132.
 - Raman, A., Lau, C. Anti-diabetic properties and phytochemistry of *Momordica charantia* L. (Cucurbitaceae). *Phytomedicine*, **1996**, 2, 349-362.
 - Jing-Ru Weng. A triterpenoid from wild bitter gourd inhibits breast cancer cells, *Scientific Reports*, **2016**, 6, 22419.
 - Pham TMH., Ngo DH., Ngo DN., Vo TS. Investigation of biological activities of wild bitter melon (*Momordica charantia* L. var. *abbreviata* Ser.). *Biomolecules*, **2019**, 9(6), 211.
 - Sagor A.T., Chowdhury M.R.H., Tabassum N., Hossain H., Rahman M.M., Alam M.A. Supplementation of fresh ucche (*Momordica charantia* L. var. *muricata* Willd) prevented oxidative stress, fibrosis and hepatic damage in CCl₄ treated rats. *BMC Complement Altern Med.*, **2015**, Apr 11, 15:115.
 - Poovitha, S, Parani, M. Protein extracts from *Momordica charantia* var. *charantia* and *M. charantia* var. *muricata* show anti-lipidemic and antioxidant properties in experimental type 2 diabetic rats. *J Food Biochem*, **2020**, 44, e13370.
 -  Bai, Chang-Fang Chiu, Po-Chen Chu, Wei-Yu Lin, Shih Juuan Chiu, Y.L. Lu, Yuh-Hwa Liu, Jong-Ho Chyuan, Kur-Ta Cheng, Wen-Li Liang, and Wen-Chi Hou. Antioxidant activities of different wild bitter gourd (*Momordica charantia* L. var. *abbreviata* Seringe) cultivars, *Botanical Studies*, **2012**, 53, 207-214.
 - Dhillon, M K and Naresh, J S and Singh, R and Sharma, N K. Reaction of different bitter gourd (*Momordica charantia* L.) genotypes to melon fruit fly, *Bactrocera cucurbitae* (Coquillett). *Indian Journal of Plant Protection*, **2005**, 33 (1), 55-59.
 - Lu, Y.-L., et al. Antibacterial and cytotoxic activities of different wild bitter gourd cultivars (*Momordica charantia* L. var. *abbreviata* Seringe), *Botanical Studies*, **2011**, 52, 427-434.
 -  Dam, V. M. Dien, L. H. V. Thanh, P. T. T. Hien, and N. T. T. Tram, Investigation of antimicrobial activity and chemical constituents of *Momordica charantia* L. var. *abbreviata* Ser., *Vietnam J. Sci. Technol.*, **2019**, 57 (2), 155–161.
 - Phan D.T.P., Tran T.D.T., Vu V.B. Initial assessment of yields and medicinal value of some wild bitter melon varieties in Binh Phuoc (in Vietnamese). *Vietnam Journal of Science and Technology*, **2017**, 13(2), 13-17.
 - Bui T.X., Tran T.L., To M.T., Tran T.K.D., Nguyen Q.T., Nguyen V.T. Evaluation of agro-morphological characterisation and genetic diversity of wild bitter gourd (*Momordica charantia* L. var. *abbreviata* Ser.) accessions, *Journal of Agriculture and Rural Development*, **2022**, 1(4), 12-23.
 - Department of Agriculture and Rural Development, QCVN 01-153:2014/BNNPTNT - National technical regulation on testing for distinctness, uniformity and stability of bitter gourd varieties, Hanoi, Vietnam, **2014**.
 - Tan S.P. et al. Optimized aqueous extraction of saponin from bitter melon for production of a saponin-enriched bitter melon powder, *J. Food Sci.*, **2014**, 79, 1372-1381.
 - Lincoln Taiz, Eduardo Zeiger. *Plant physiology and development* (6th ed.), Sinauer Associate Inc., Sunderland, Massachusetts, USA, 2015.